

## Blowers Green Primary: School at Home **Year 1**

**Week 2, Day 3: Wednesday 1<sup>st</sup> April 2020**

**E-mail: [yearone@blowers.dudley.sch.uk](mailto:yearone@blowers.dudley.sch.uk)**

Good morning Class 1!

Below are your 'School at Home' tasks for today along with any links and resources which will help you to complete your home learning.

As always, you can e-mail me any questions you might have on the e-mail address above. You can also e-mail power point or word-processed tasks to me so I can provide you with feedback on your learning.



All supporting materials and tasks are at the bottom (after the table below). Keep scrolling down to find them!


Good luck and well done for continuing your learning and working so hard! I can't wait to see your work.

**Remember, all of your written work should be in your best kinetic letters.**

Mrs Perry

**P.S Remember, you also have your challenges to work on!**

Subject	Task	Link/Resources
<b>Literacy</b>  <b>Our focus for this week is poetry</b>	<b>Task 1 - Poetry</b> Each day this week we will be focusing on a different form of poetry and we will link it to a different season.  <b>Today we will focus on the season of <i>spring</i> and shape poems.</b>	Today, you are going to create a shape poem. A shape poem is a poem that describes an object, person or animal. The special thing about a shape poem is that the words of the poem form the shape of the object, person or animal being described. Shape poems don't have to rhyme! Shape poems can use full stops and capital letters like sentences. Shape poems often use alliteration or similes.  See information about shape poems below. There are templates you could also use. I've put in quite a few but just choose one, unless you wish to do more. Or, as always, you may create your own. 😊

<p><b>Numeracy</b> Our focus for this is <b>Time</b>.</p> <p>To tell the time to the o'clock and half past.</p>	<p><b>Task 1 - tell the time to the o'clock and half past the hour</b></p>	<p>Use the clock you created to talk to an adult about o'clock and half past the hour. See the slides below to help you. There are some good videos on YouTube which will help learn how to tell the time.</p> <p><a href="https://www.youtube.com/watch?v=HrxZWNu72WI">https://www.youtube.com/watch?v=HrxZWNu72WI</a></p>
<p><b>Phonics</b></p>	<p><b>Task 1 - Phonics Challenges</b></p>	<p>Phonics activity mat - See below</p>
<p><b>RE: The Easter Story</b></p>	<p><b>RE - Easter celebrations</b></p>	<p>Can you create a mind map/poster telling me how we celebrate Easter? Tell me, who celebrates Easter, where they celebrate and how they celebrate.</p>
<p><b>Science: Seasons</b></p> <p>To complete across the week.</p>	<p><b>Task 1 A set of posters</b> - one poster for each season</p> <p>Spring Summer Autumn Winter</p>	<p>Show off your knowledge! Create a poster for each season. Use a range of pictures/materials/collage/words/sentences. Let your imagination run wild! Please send me a photo or email it to me if you have completed it on the computer. You could even complete it on Purple Mash if you wish!</p> 
	<p><b>Task 2 (optional) - Seasons Dance</b></p>	<p>Create a dance which symbolises one of the seasons, or all of them if you wish. Record the dance and send it via email. 😊 <a href="mailto:yearone@blowers.dudley.sch.uk">yearone@blowers.dudley.sch.uk</a></p> <p>Example:</p> <p><b>Spring Dance</b></p> <p>During the spring, lots of flowers grow. Think about how a flower grows from a bulb or a seed. Create a sequence of movements to represent a growing flower. Remember to start as small as a seed or bulb and then slowly stretch different parts of your body. You could use your legs as the roots, your body as the stem and your arms as the leaves or petals.</p> <p><b>Winter Dance</b></p>

		<p>Think about these winter activities: • Building a snowman • Rolling and throwing a snowball • Putting on warm clothes to go out in the snow • Making snow angels. Choose one action from each activity and combine them into a wintery dance.</p> <p><b>Summer Dance</b></p> <p>Lots of people go to the beach in the summer. They might play lots of games, including beachball. Think about the movements in a game of beachball (throwing and catching at different heights, hitting the ball back to another player, etc.). Put some of the movements together to make a short dance.</p> <p><b>Autumn Dance</b></p> <p>In the autumn, the leaves change colour and fall from the trees. Think of some words to describe the different ways that the leaves move as they fall to the ground (e.g. twisting, turning, shooting, gliding, etc.). Can you be an autumn leaf falling to the ground? See if you can move your body in a different way each time.</p>
--	--	--


## It's Your Turn to Write a Shape Poem

Now, choose **one** object or animal.

Using the ideas you brainstormed as a group and an outline of the object or animal you have chosen, create your shape poem.



- Remember to stay inside the lines of the picture, starting a new line when you get close to the edge.
- Don't forget to use full stops and capital letters.
- Try to use alliteration or similes if you can.
- This will make your shape poem more exciting and descriptive.






# Daffodil

The colour of \_\_\_\_\_

Your petals remind me of \_\_\_\_\_

A trumpet like \_\_\_\_\_

When I see you, I feel \_\_\_\_\_




## Spring Chick

The colour of \_\_\_\_\_


A beak like \_\_\_\_\_


You move as if \_\_\_\_\_

When I hear you chirrup, I feel \_\_\_\_\_










## Chocolate Bunny

The colour of \_\_\_\_\_

Ears like \_\_\_\_\_

You look as if \_\_\_\_\_

Taking a bite is like \_\_\_\_\_





## Spring Lamb

As fluffy as \_\_\_\_\_

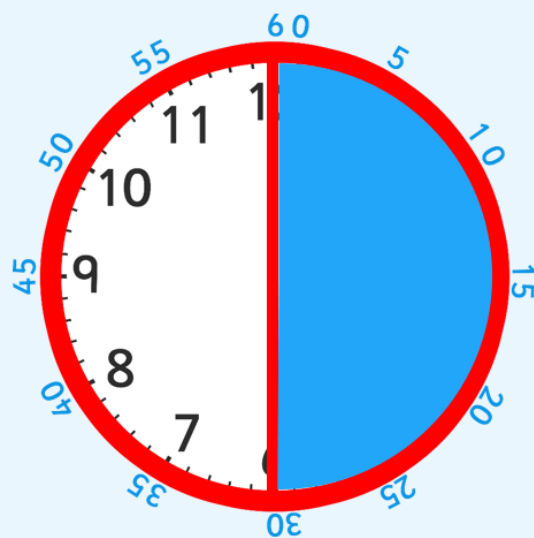
As soft as \_\_\_\_\_

A nose like a \_\_\_\_\_

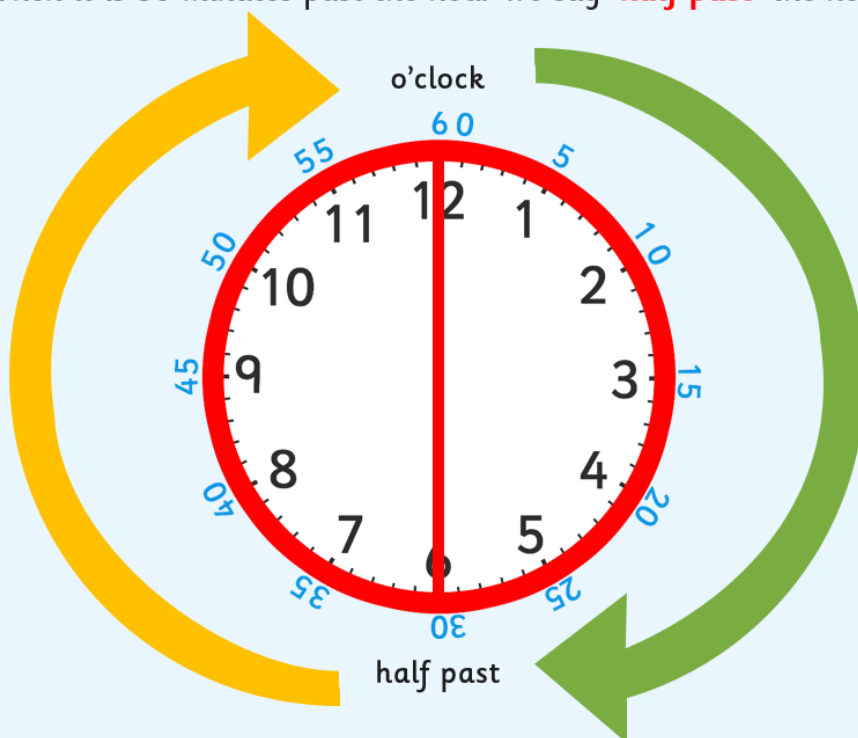
When I cuddle you, I feel \_\_\_\_\_

## Task 1 - tell the time to the o'clock and half past the hour

There are 30 minutes in half of an hour.



When it is 30 minutes past the hour we say '**half past**' the hour.



Look at this time.  
The big hand is pointing at 6, which is halfway around the clock.  
Where is the small hand pointing? Is it on the number?  
It's half way between 1 and 2.



half past

## Phonics Activity Mat 2

Read these words to a friend.



steck

shrill



quoop

start



sneep

blank



whame

newt



joush

sandpit

## Task 1 - Phonics Challenges

Write the missing sounds in these words.



\_\_ip



\_\_op



\_\_ell



\_\_ick



cl\_\_d



p\_\_



c\_\_ns



sn\_\_k\_\_



b\_\_n\_\_



c\_\_b\_\_

Write a word that contains **ear**.

Write the real words next to the chest and the nonsense words next to the bin.

gulp

kift

lamp

plum

windmusk

vand

fact

klain



Circle all of the words that contain the **igh** trigraph.

slight

tree

shark

high

cross

time

fight

peaks

Add the sound buttons to these words.

wheel

spring

painter

## Phonics Activity Mat 2 **Answers**

Read these words to a friend.



steck

shrill



quoop

start



sneep

blank



whame

newt



joush

sandpit

Write the real words next to the chest and the nonsense words next to the bin.

gulp

kift

lamp

plum

windmusk

vand

fact

klain

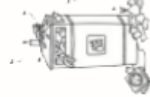


gulp

plum

lamp

fact



kift

vand

windmusk

klain

Circle all of the words that contain the **igh** trigraph.

slight

tree

shark

high

cross

time

fight

peaks

Add the sound buttons to these words.

wheel

spring

painter

Write the missing sounds in these words.



zip



shop



shell



chick



cloud



pie



coins



snake



bone



cube

Write a word that contains **ear**.

Example answer: beard